

## CARVER CLAMPS



## BAR CLAMPS

With its simple reverse jaws for a spreading action the Carver Bar Clamp has unsurpassed holding power. As with our Rack Clamps the spring-loaded jaw stays in position when pressure is removed and yet the jaw moves to securely clamp angled surfaces.

The Bar Clamp's design ensures that:

- Working parts are not exposed to weld spatter
- No long screws to bend
- Any tightening action will not rotate the workpiece

With a length capacity of 0-2700mm (108") the Bar Clamp is available in standard, medium and heavy-duty specification. Throat depth variations are also available across the standard and medium duty formats.

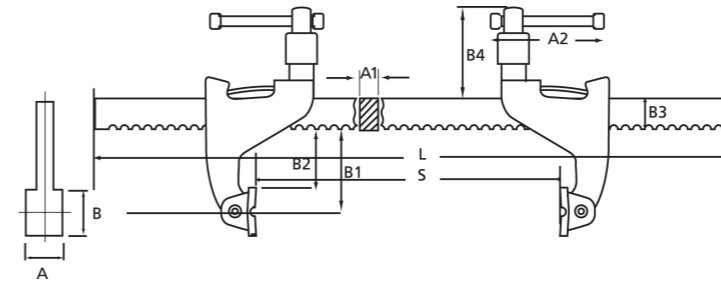
The Bar Clamp also supports a series of optional extras including bar connecting boxes for when you need to create extra length for the standard and medium duty formats.





# BAR CLAMPS

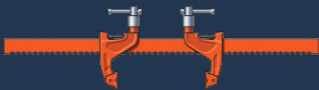

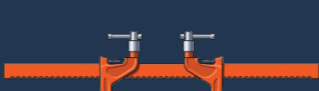


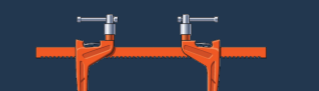




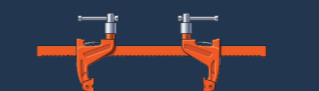






	Part No.	Model No.	Alternative Model No.	Capacity (S) mm (Inch)	Reach (B1) mm (Inch)	Weight kg
<b>Standard Duty</b> 1130 daN 	C301179	T186-24	T186-600	600 (24)	60 (2.3/8)	3.4
	C301180	T186-36	T186-900	900 (36)	60 (2.3/8)	4.4
	C301182	T186-60	T186-1500	1500 (60)	60 (2.3/8)	5.8
	C301184	T186-84	T186-2100	2100 (84)	60 (2.3/8)	7.6
	C301185	T186-96	T186-2400	2400 (96)	60 (2.3/8)	8.8
<b>Standard Duty Long Reach</b> 565 daN 	C301187	T321-24	T321-600	600 (24)	120 (4.3/4)	3.5
	C301188	T321-36	T321-900	900 (36)	120 (4.3/4)	4.5
	C301190	T321-60	T321-1500	1500 (60)	120 (4.3/4)	5.9
	C301192	T321-84	T321-2100	2100 (84)	120 (4.3/4)	7.7
	C301193	T321-96	T321-2400	2400 (96)	120 (4.3/4)	8.9
<b>Medium Duty</b> 1800 daN 	C301195	T290-36	T290-900	900 (36)	90 (3.1/2)	10.5
	C301196	T290-48	T290-1200	1200 (48)	90 (3.1/2)	12.1
	C301197	T290-60	T290-1500	1500 (60)	90 (3.1/2)	14.0
	C301199	T290-84	T290-2100	2100 (84)	90 (3.1/2)	18.0
<b>Medium Duty Long Reach</b> 900 daN 	C301203	T285-36	T285-900	900 (36)	200 (8)	11.5
	C301204	T285-48	T285-1200	1200 (48)	200 (8)	13.0
	C301205	T285-60	T285-1500	1500 (60)	200 (8)	15.0
	C301207	T285-84	T285-2100	2100 (84)	200 (8)	19.0
<b>Heavy Duty</b> 2700 daN 	C301210	T257-84	T257-2100	2100 (84)	115 (4.1/2)	27.2
	C301212	T257-108	T257-2700	2700 (108)	115 (4.1/2)	32.0



1 daN=1kgf / 1 daN=2.2lbf / 1 daN=10 N

## FOR TOUGH JOBS IN ENGINEERING INCLUDING:

- ◆ Fabrication
- ◆ Welding
- ◆ Machining
- ◆ Maintenance
- ◆ Toolroom

Model No.	A mm	A1 mm	A2 mm	B mm	B2 mm	B3 mm	B4 mm	L mm
T186-24 	25	12	76	32	44	30	76	710
T186-36 	25	12	76	32	44	30	76	1020
T186-60 	25	12	76	32	44	30	76	1625
T186-84 	25	12	76	32	44	30	76	2235
T186-96 	25	12	76	32	44	30	76	2540
T321-24 	25	12	76	32	104	30	76	710
T321-36 	25	12	76	32	104	30	76	1020
T321-60 	25	12	76	32	104	30	76	1625
T321-84 	25	12	76	32	104	30	76	2235
T321-96 	25	12	76	32	104	30	76	2540
T290-36 	38	20	140	51	65	40	105	1070
T290-48 	38	20	140	51	65	40	105	1390
T290-60 	38	20	140	51	65	40	105	1690
T290-84 	38	20	140	51	65	40	105	2290
T285-36 	38	20	140	51	180	40	105	1070
T285-48 	38	20	140	51	180	40	105	1390
T285-60 	38	20	140	51	180	40	105	1690
T285-84 	38	20	140	51	180	40	105	2290
T257-84 	51	22	187	63.5	83	52	127	2335
T257-108 	51	22	187	63.5	83	52	127	2945