

The Company

The Clamp-All coupling was designed to fulfill a need in the plumbing industry for a heavy duty coupling to join storm and sanitary DWV piping systems above and below grade. Since the company was formed, Clamp-All not only has met the need to design and produce a high reliability coupling for hubless cast iron pipe, but has been an advocate for the development and adoption of realistic performance standards and independent third party testing.

- We believe that pipe couplings should be as durable as the pipe they join. Ours is.
- We have built a solid tradition, through independent testing, to demonstrate the performance of our products.

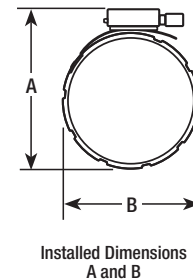
Engineering and Ordering Info

Selecting the correct Clamp-All coupling for your project is easy.

- Identify the pipe size you need from the chart. Inches and millimeter dimensions are indicated for your convenience.
- Confirm the installed dimension. The "Installed Dimension" columns "A" and "B" on the chart are the side and bottom parameters as shown in the illustration.

To place an order, call your local Clamp-All Representative. If you are not sure who the representative in your area is, just give us a call at 855-NORMA2U (667-6228)

Pipe Size		Part Numbers				Installed Dimension				Depth to Center Stop		Width of Coupling	
		HI-TORQ 80		HI-TORQ 125		A		B					
in.	(mm)	Brand PN	Global NORMA PN	Brand PN	Global NORMA PN	in.	(mm)	in.	(mm)	in.	(mm)	in.	(mm)
1.5	(38)	81015	03720000058	10015	03720206038	2.75	(70)	2.25	(57)	1.44	(37)	3	(75)
2	(50)	81020	03720000069	10020	03720204051	3.25	(83)	2.75	(70)	1.44	(37)	3	(75)
3	(75)	81030	03720000094	10030	03720204076	4.25	(108)	3.75	(95)	1.44	(37)	3	(75)
4	(100)	81040	03720000121	10040	03720204102	5.25	(133)	4.75	(121)	1.44	(37)	3	(75)
5	(125)	81050	03720000145	10050	03720202127	6.25	(159)	5.75	(146)	1.94	(49)	4	(100)
6	(150)	81060	03720000170	10060	03720202152	7.25	(184)	6.75	(171)	1.94	(49)	4	(100)
8	(200)	81080	03720000224	10080	03720202203	9.25	(184)	8.75	(222)	1.94	(49)	4	(100)
10	(250)	81100	03720000302	10100	03720202254	11.50	(292)	11.00	(279)	1.94	(49)	4	(100)
12	(300)	N/A	N/A	10120	03720200305	13.50	(338)	13.00	(325)	2.76	(69)	5.62	(141)
15	(375)	N/A	N/A	10150	03720200381	17.25	(431)	16.75	(419)	2.76	(69)	5.62	(141)



The only Pipe Coupling System you will ever need for joining DWV pipe



For information, technical support or the name of the representative in your area:

Clamp-All Products
325 W. Silverbell Rd. Suite 230
Lake Orion, MI 48359
TOLL FREE: 855-NORMA2U (667-6228)
FAX: 248-373-3068
E-mail: Norma2U@normagroup.com
www.ClampAll.com



For information about all NORMA Group Brands:
www.normaamericasds.com



The Clamp-All® Advantage

Clamp-All HI-TORQ 80 and HI-TORQ 125 couplings for storm and sanitary drain, waste, and vent piping systems are Factory Mutual approved to FM 1680 Class I. Clamp-All's dedication to quality and performance results in a cost effective system you can specify with confidence and pride. Clamp-All couplings are made in the USA.

Materials

Clamp-All HI-TORQ 80 and HI-TORQ 125 couplings use materials designed specifically for high corrosion resistance, long term durability, maximum strength and ease of conformance to the pipe.

Design

The Flexible Rigidity™ of Clamp-All HI-TORQ® couplings allows them to hold the pipes rigidly in place, but to flex when necessary to compensate for the normal movement of the pipe.



Flexible

The slotted shield design of the Clamp-All HI-TORQ 80 and HI-TORQ 125 are designed to allow a far greater tolerance in pipe-to-fitting diameters or in irregularities of shape. Hydrostatic seal can be maintained at our rated working pressure of 15 PSI even with up to ¼" of variation.

The gasket has two sets of sealing beads on each side of the center stop for a secure seal on irregular pipe or fitting surfaces. The self-aligning channel lock of the gasket fits into the raised portion of the shield and aids in alignment during installation. There is no guess, no slips, or eyeball adjustments that waste time or weaken the seal.

Rigidity

The wide body design of Clamp-All HI-TORQ 80 and HI-TORQ 125 couplings provides maximum strength and support for piping systems above and below ground. Testing, and approval to Factory Mutual FM 1680 Class I Standard proves the ability of Clamp-All HI-TORQ 80 and 125 couplings to withstand extreme shear, high deflection, and severe vibration without a leak.



Housing

The shield and clamps conform to **ASTM A-666** and are type 304 18-8 chromium nickel stainless steel with 305 stainless steel screws for maximum corrosion resistance in the toughest environments.

Gasket

The neoprene gasket conforms to **ASTM C-564** and is molded from the highest quality virgin compound to:

- resist compression set
- eliminate re-torquing
- withstand the pressure from the highest torque clamps
- deliver the best hydrostatic seal in the industry

Approvals and Listings



Approved to FM 1680 Class I,
15 PSI

IAPMO



Listed by
IAPMO - #2189

SBCCI



SBCCI Evaluation Report
#9488 for Code
Compliance

ICC ES



Refer to ICC
Evaluation Report
ICC-ES 94-20

ASTM



Conforms to:
ASTM A-666
ASTM C-564

Plus...many
other local
and state codes

www.ClampAll.com

Performance

Clamp-All relies on thorough third party testing from independent and industry respected laboratories to demonstrate the performance of Clamp-All couplings far beyond routine service conditions.

Factory Mutual Research

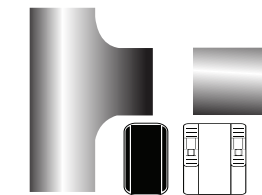
World renowned in loss prevention, this insurance underwriting organization, tests, evaluates and approves materials as a way of reducing loss in buildings insured by their carriers. Clamp-All HI-TORQ 80 and HI-TORQ 125 couplings are each approved to Factory Mutual FM 1680 Class I at 15 PSI rated working pressure and each coupling is clearly and proudly marked with the FM logo and 15 PSI pressure rating.

Through independent third party tests, Clamp-All couplings demonstrate their superior performance, allowing each coupling to be used with confidence in high risk jobs—schools, hospitals, jails, museums, sports facilities, commercial and industrial projects.

Installation

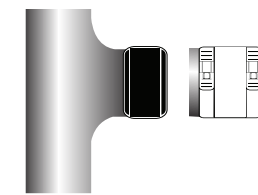
Installation of Clamp-All couplings must be in accordance with our printed installation instructions and in conformance with local code requirements.

1



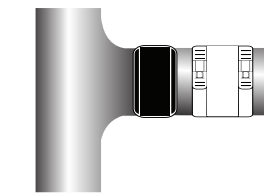
The cut ends of the pipe should be smooth and square.

2



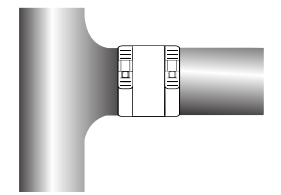
Place neoprene gasket on end of pipe or fitting until it is firmly seated against the center stop.

3



Place stainless steel housing with clamps on end of other pipe and slip the pipe into the gasket until it is also firmly seated against the center stop.

4



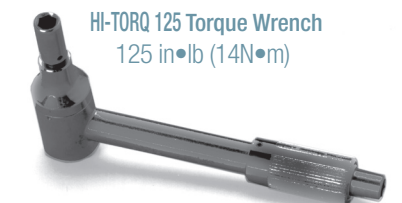
Slide the housing into position directly over the gasket. Using preset torque wrench, alternately tighten clamps to specified torque.

Note:

For specific installation requirements, refer to Clamp-All HI-TORQ 80 and HI-TORQ 125 coupling installation or submittal sheets.



HI-TORQ 80 Torque Wrench
80 in•lbs (9N•m)



HI-TORQ 125 Torque Wrench
125 in•lb (14N•m)

www.ClampAll.com